

Scaled data based on original data using  
LM-79-08 Approved Method: Electrical and Photometric Measurements of Solid-  
State Lighting Products

Test Report Prepared for  
Cooper Lighting Solutions  
(formerly Eaton)

Brand: McGRAW-EDISON

Report Number: P385978

Luminaire Tested: **GWC-SA1C-750-U-T3-HSS**

Issue Date: 3/3/2020

**Test Information**

Test Method: LM-79-08  
Report Number: P385978  
TEST IS SCALED FROM IESNA LM-79-08 TEST DATA (G2-1903-205-15)  
Test Lab: INNOVATION CENTER  
Issue Date: 3/3/2020  
Manufacturer: COOPER LIGHTING SOLUTIONS (FORMERLY EATON)  
Product Line: MCGRAW-EDISON  
Catalog Number: GWC-SA1C-750-U-T3-HSS  
Description: GALLEON WALL LUMINAIRE  
(1) 70 CRI, 5000K, 1050mA LIGHTSQUARE WITH 16 LEDS AND TYPE III OPTICS  
WITH HOUSE SIDE SHIELD  
Light Source: -  
Ballast/Driver: ELECTRONIC DRIVER

**Summary**

Lumens per Lamp: N/A  
Luminaire Lumens: 5505 lumens  
Efficiency: N/A  
Efficacy: 93.3 lumens/watt  
Luminous Opening: Rectangular (W 0.5' x L: 0.5' x H: 0')  
IES Classification: Type III - Short  
BUG Rating: B1 - U0 - G2

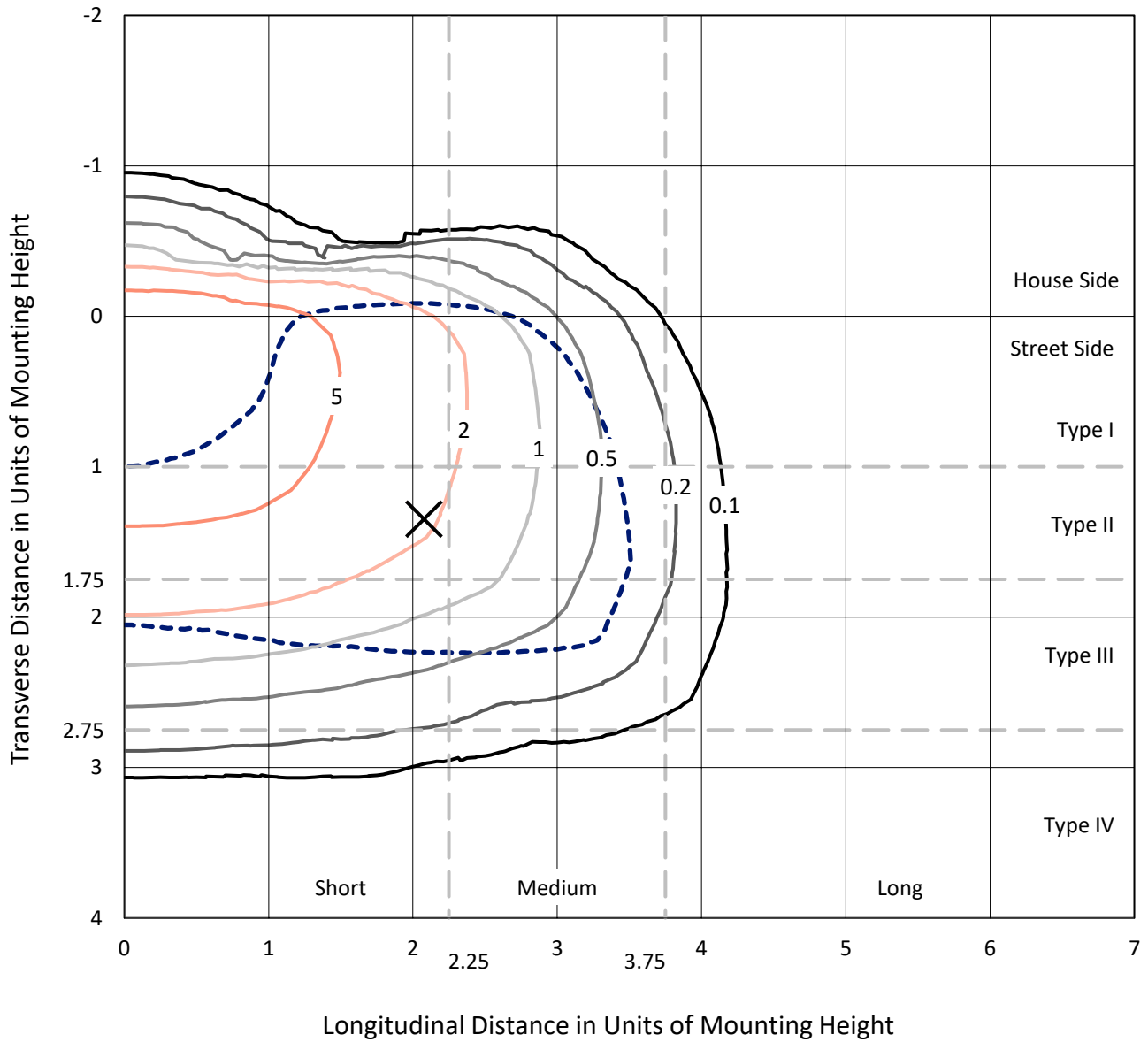
Input Watts (W): 59  
Input Voltage (V): NR  
Input Current (A<sub>in</sub>): NR  
Voltage Rise (V): NR  
Power Factor: NR  
Total Harmonic Distortion (THDi): NR  
Frequency (hertz): 60  
Stabilization Time: NR  
Operation Time: NR  
Ambient Temperature (°C): NR  
Test Distance: 24 FT



REPORT NUMBER: P385978  
 CATALOG NUMBER: GWC-SA1C-750-U-T3-HSS

### Iso-Footcandle Lines of Horizontal Illumination

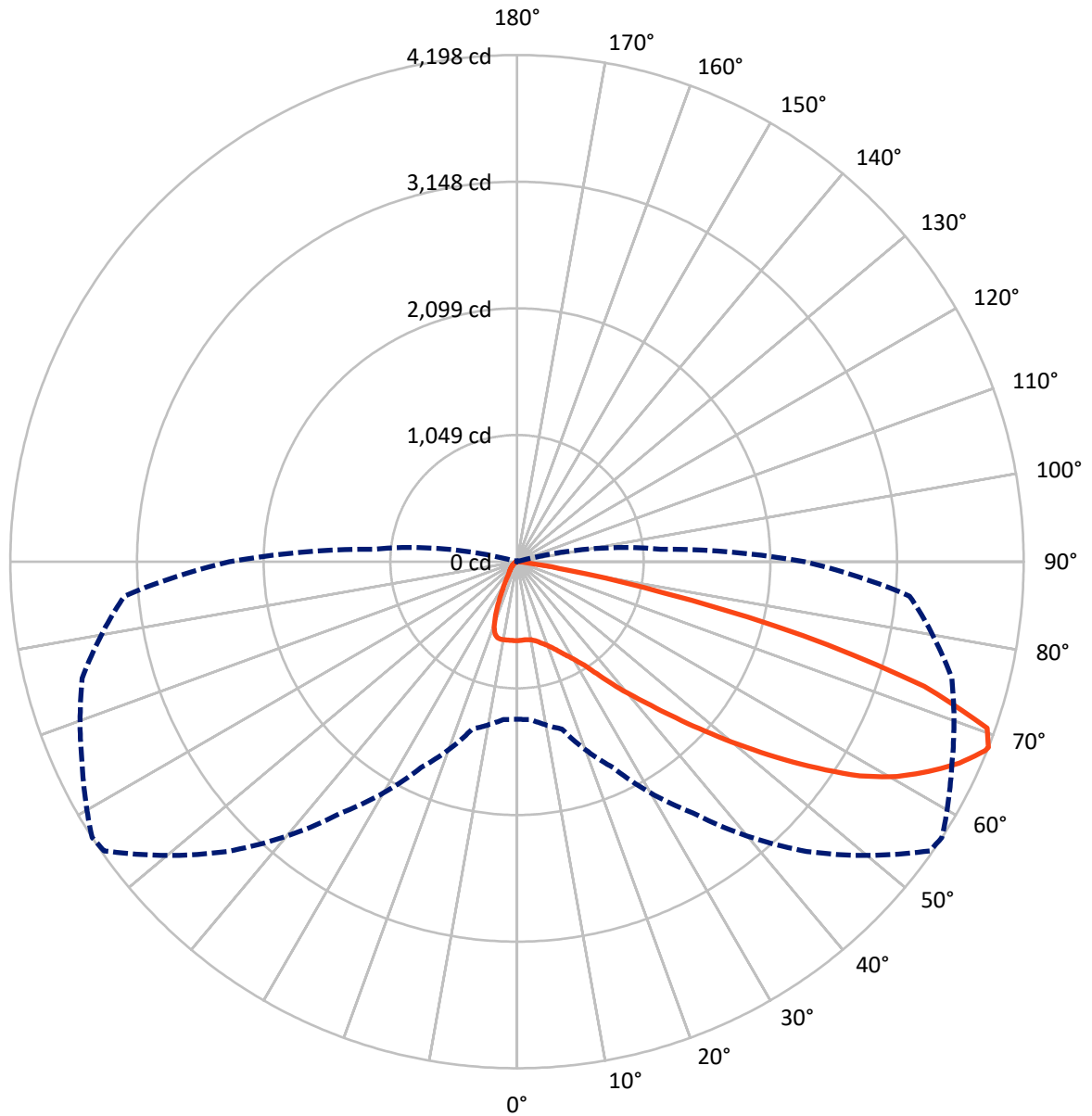
✕ Max cd  
 - - - 1/2 Max cd



Based on 10 foot mounting height. Maximum calculated value = 8.4 fc  
 Type III - Short - N/A

REPORT NUMBER: P385978  
CATALOG NUMBER: GWC-SA1C-750-U-T3-HSS

### Luminous Intensity Polar Plot



— Vertical Plane Through 57-Deg Lateral    - - - Horizontal Cone Through 68-Deg Vertical

REPORT NUMBER: P385978

CATALOG NUMBER: GWC-SA1C-750-U-T3-HSS

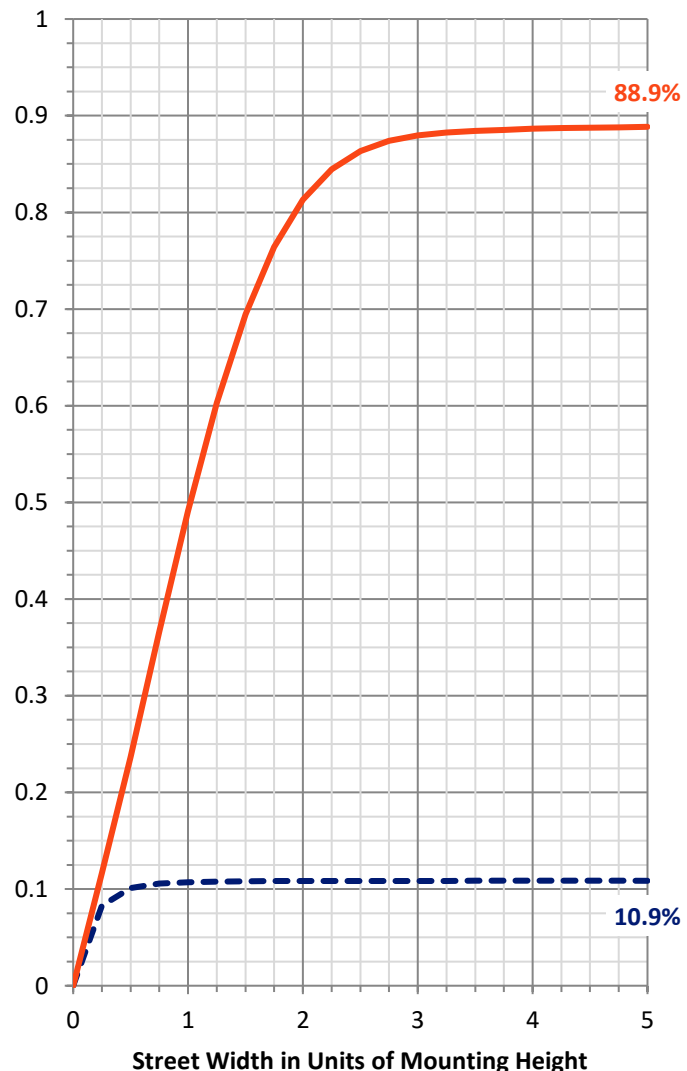
**FLUX DISTRIBUTION:**

		Downward	Upward	Total
<b>House Side</b>	Lumens	603.6	0.0	603.6
	% Fixture	11.0	0.0	11.0
<b>Street Side</b>	Lumens	4901.3	0.0	4901.3
	% Fixture	89.0	0.0	89.0
<b>Total</b>	Lumens	5505.0	0.0	5505.0
	% Fixture	100.0	0.0	100.0

**Coefficient of Utilization**

**ZONAL LUMENS:**

Zone	Lumens	% Fixture
0°-10°	61.2	1.1
10°-20°	169.6	3.1
20°-30°	292.6	5.3
30°-40°	505.1	9.2
40°-50°	864.0	15.7
50°-60°	1382.3	25.1
60°-70°	1597.1	29.0
70°-80°	610.3	11.1
80°-90°	22.9	0.4
90°-100°	0.0	0.0
100°-110°	0.0	0.0
110°-120°	0.0	0.0
120°-130°	0.0	0.0
130°-140°	0.0	0.0
140°-150°	0.0	0.0
150°-160°	0.0	0.0
160°-170°	0.0	0.0
170°-180°	0.0	0.0
0°-90°	5505.0	100.0
0°-180°	5505.0	100.0



REPORT NUMBER: P385978

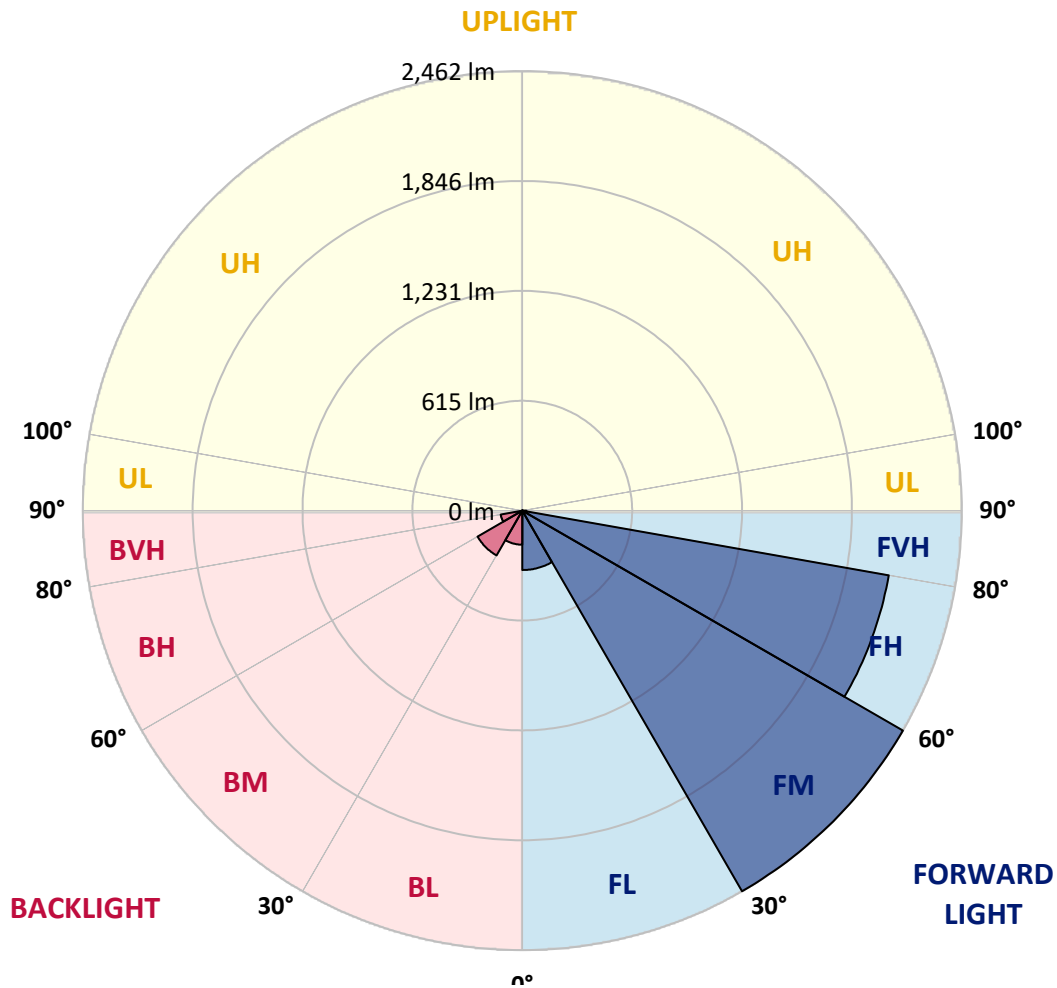
CATALOG NUMBER: GWC-SA1C-750-U-T3-HSS

**LUMINAIRE CLASSIFICATION SYSTEM LUMEN TABLE AND BUG RATING:**

Zone	Lumens	% Fixture	Zone Rating/Lumen Limit		
			B	U	G
FL (0°-30°)	332.7	6.0			
FM (30°-60°)	2461.8	44.7			
FH (60°-80°)	2084.4	37.9			G2/5000
FVH (80°-90°)	22.5	0.4			G1/100
BL (0°-30°)	190.8	3.5	B1/500		
BM (30°-60°)	289.5	5.3	B1/1000		
BH (60°-80°)	122.9	2.2	B1/500		G1/500
BVH (80°-90°)	0.4	0.0			G0/10
UL (90°-100°)	0.0	0.0		U0/0	
UH (100°-180°)	0.0	0.0		U0/0	

**BUG Rating: B1-U0-G2**

Type III Short





REPORT NUMBER: P385978  
 CATALOG NUMBER: GWC-SA1C-750-U-T3-HSS

**CANDELA DISTRIBUTION (FULL):**

	0°	5°	15°	25°	35°	45°	55°	57°	65°	75°	85°
0°	654.1	654.1	654.1	654.1	654.1	654.1	654.1	654.1	654.1	654.1	654.1
2.5°	638.8	641.6	643.7	645.0	646.6	650.0	651.0	652.6	653.4	653.4	655.2
5°	613.5	616.7	621.1	624.7	632.0	641.4	648.2	650.8	655.4	659.6	661.9
7.5°	590.1	593.7	599.0	607.5	620.0	635.1	649.2	652.8	661.9	670.8	675.2
10°	575.0	577.9	584.6	596.9	613.3	634.4	654.1	658.6	674.2	689.0	697.3
12.5°	569.8	572.4	579.4	593.2	613.5	638.3	665.6	672.1	695.0	716.6	728.3
15°	577.4	577.9	585.4	598.4	618.5	647.9	684.6	692.4	721.3	749.4	764.0
17.5°	606.5	604.2	608.1	613.8	629.7	660.6	704.6	716.4	754.9	787.9	801.7
20°	679.4	679.4	670.5	654.9	655.2	680.4	731.7	745.0	792.1	830.4	842.9
22.5°	804.1	801.7	784.0	745.8	710.6	714.5	764.8	781.9	836.9	877.7	881.9
25°	954.0	951.1	923.8	869.9	809.0	769.7	809.5	829.3	890.2	926.4	917.8
27.5°	1112.8	1110.4	1083.4	1016.5	929.8	857.7	862.9	881.6	944.6	980.3	953.0
30°	1266.6	1267.4	1240.6	1171.9	1073.7	969.9	930.6	941.5	997.5	1033.7	994.6
32.5°	1412.9	1414.0	1390.8	1314.0	1222.4	1100.3	1024.3	1021.4	1058.9	1094.6	1049.8
35°	1543.3	1545.9	1530.1	1470.4	1373.4	1245.5	1145.8	1139.1	1146.1	1186.5	1134.4
37.5°	1669.1	1670.6	1658.6	1608.4	1527.2	1405.1	1299.4	1289.8	1274.7	1305.7	1246.1
40°	1806.8	1802.9	1789.1	1743.5	1673.7	1581.3	1464.5	1447.8	1421.5	1449.1	1392.9
42.5°	1934.8	1930.4	1932.7	1881.2	1822.4	1762.5	1656.8	1628.2	1612.8	1644.6	1573.0
45°	2094.9	2092.6	2100.4	2055.6	2008.0	1964.5	1877.3	1846.1	1839.3	1876.5	1790.9
47.5°	2252.9	2258.6	2282.8	2263.8	2244.6	2206.3	2110.8	2096.7	2100.9	2145.9	2020.7
50°	2384.6	2391.4	2457.8	2479.6	2507.5	2485.1	2389.3	2380.7	2397.1	2437.7	2268.0
52.5°	2479.9	2493.7	2576.2	2676.9	2778.5	2793.6	2698.0	2690.2	2712.3	2718.6	2459.1
55°	2546.0	2558.2	2651.7	2836.0	3042.7	3107.7	3048.4	3018.2	3014.0	2952.3	2660.0
57.5°	2557.7	2556.4	2690.7	2938.8	3249.9	3417.8	3380.3	3350.6	3265.2	3168.4	2890.4
60°	2491.6	2499.2	2655.1	2974.5	3380.0	3652.3	3655.2	3616.6	3483.6	3378.5	3113.7
62.5°	2288.1	2318.8	2476.3	2881.0	3378.5	3746.8	3856.6	3827.2	3668.2	3550.5	3340.2
65°	1958.0	1968.9	2119.1	2560.9	3150.2	3707.2	4038.1	4027.1	3834.5	3717.6	3456.6
67.5°	1429.8	1406.2	1563.9	2016.6	2667.1	3476.6	4168.2	4182.0	3962.8	3752.0	3332.6
68°	1304.9	1311.9	1434.8	1882.0	2540.5	3395.1	4176.8	4197.9	3975.6	3729.6	3265.0
70°	777.8	791.3	900.9	1295.8	1932.7	2934.1	4084.1	4132.3	3899.6	3498.7	2824.0
72.5°	198.6	214.7	318.3	580.0	1103.9	2067.3	3447.7	3529.2	3385.7	2838.3	1906.5
75°	81.7	85.9	113.8	191.1	411.3	931.4	2272.4	2446.8	2347.1	1699.3	861.6
77.5°	56.5	59.3	73.1	105.9	178.0	315.7	1114.1	1240.1	1117.2	580.0	187.9
80°	40.6	42.9	52.3	70.5	102.3	112.7	363.1	419.9	333.4	127.3	46.6
82.5°	24.2	26.0	39.0	50.2	62.2	53.9	90.3	102.6	96.6	63.3	20.8
85°	12.0	14.1	26.3	35.9	33.6	22.6	27.6	30.7	38.0	38.5	11.2
87.5°	0.8	1.6	15.4	21.6	9.4	5.2	8.1	9.9	13.5	19.0	4.7
90°	0.0	0.0	0.0	0.0	0.0	0.0	0.0	0.0	0.0	0.0	0.0



REPORT NUMBER: P385978  
 CATALOG NUMBER: GWC-SA1C-750-U-T3-HSS

**CANDELA DISTRIBUTION (continued):**

	90°	95°	105°	115°	125°	135°	145°	155°	165°	175°	180°
0°	654.1	654.1	654.1	654.1	654.1	654.1	654.1	654.1	654.1	654.1	654.1
2.5°	656.0	656.2	654.4	653.6	654.1	651.0	649.7	650.2	650.2	651.0	649.7
5°	662.5	662.5	659.3	655.2	652.8	646.9	642.9	641.9	641.1	640.6	639.6
7.5°	676.5	675.0	669.5	660.4	652.6	639.6	629.7	624.5	621.9	620.8	620.0
10°	699.2	696.3	687.2	670.3	652.3	629.2	607.5	592.2	579.4	574.2	571.1
12.5°	729.6	725.5	710.1	682.0	650.5	607.8	561.0	515.9	474.0	456.8	448.2
15°	764.8	758.8	734.6	691.9	639.8	559.6	457.9	379.0	321.0	299.1	289.7
17.5°	800.4	792.6	755.9	698.1	607.8	460.0	321.2	242.6	203.8	193.4	189.8
20°	836.4	824.9	774.4	693.4	535.4	331.6	211.9	177.3	166.1	162.9	161.9
22.5°	870.5	852.7	791.1	675.2	424.0	222.6	167.6	156.7	153.1	151.2	150.7
25°	900.1	875.4	805.6	619.0	300.1	168.2	151.0	147.3	142.6	139.3	139.5
27.5°	928.0	898.0	814.5	526.3	200.2	143.7	139.8	134.8	126.2	121.3	121.3
30°	961.6	928.2	821.0	405.0	147.3	127.0	123.9	116.4	104.6	98.1	98.1
32.5°	1012.1	974.1	816.8	284.2	122.1	111.7	104.4	94.0	81.2	75.0	74.7
35°	1089.4	1044.9	787.2	186.4	107.8	97.1	85.4	72.6	61.4	56.2	56.0
37.5°	1193.5	1139.6	720.5	133.3	96.6	83.6	69.5	55.4	47.1	43.7	43.5
40°	1328.6	1249.7	625.2	108.0	86.2	70.5	53.6	42.9	37.2	34.6	34.9
42.5°	1490.8	1367.6	511.0	93.2	76.0	58.0	41.9	33.8	30.2	28.4	27.9
45°	1670.9	1484.0	391.2	83.0	65.9	46.9	32.8	26.8	23.9	22.9	22.9
47.5°	1869.0	1597.2	286.3	74.2	54.9	36.2	26.3	21.9	19.5	18.7	18.5
50°	2048.8	1675.8	206.4	64.8	45.0	28.6	21.3	18.2	16.7	15.6	15.6
52.5°	2198.8	1700.6	152.0	54.7	36.4	22.9	17.7	15.6	14.1	13.3	13.3
55°	2330.7	1690.4	113.0	45.0	29.4	18.7	15.1	13.3	12.0	11.2	11.2
57.5°	2457.3	1657.6	84.3	36.7	23.7	15.1	12.8	11.2	9.9	9.4	9.4
60°	2560.6	1602.9	62.7	29.7	19.0	12.2	10.7	9.1	8.1	7.3	7.3
62.5°	2644.4	1542.6	46.1	24.5	15.1	9.6	8.3	7.5	6.0	5.2	5.2
65°	2644.9	1442.3	34.6	20.3	11.7	7.5	6.2	6.0	3.9	3.1	2.9
67.5°	2453.6	1243.5	26.6	17.4	9.1	5.7	4.7	4.9	2.1	1.3	1.0
68°	2384.1	1193.0	25.0	17.2	8.6	5.5	4.4	4.9	1.8	1.0	0.8
70°	2010.1	949.1	20.0	16.7	7.5	4.2	3.6	4.9	1.6	0.8	0.5
72.5°	1285.6	550.8	14.8	13.3	5.7	3.1	2.3	4.4	1.6	0.5	0.3
75°	547.2	170.8	10.2	9.4	3.4	2.3	1.6	2.9	1.0	0.3	0.0
77.5°	115.3	38.5	6.0	5.7	2.3	1.6	1.0	0.8	0.3	0.0	0.0
80°	29.7	11.2	3.1	2.9	1.3	0.8	0.5	0.0	0.0	0.0	0.0
82.5°	9.4	4.4	1.8	1.3	0.5	0.0	0.0	0.0	0.0	0.0	0.0
85°	4.7	2.6	1.0	0.5	0.0	0.0	0.0	0.0	0.0	0.0	0.0
87.5°	2.6	0.8	0.3	0.0	0.0	0.0	0.0	0.0	0.0	0.0	0.0
90°	0.0	0.0	0.0	0.0	0.0	0.0	0.0	0.0	0.0	0.0	0.0



Signify Classified - Internal  
Cooper Lighting Solutions Photometric Lab  
1121 Highway 74 South  
Peachtree City, GA 30269

Scaled Data Report



Report Generated By 670245982

Signify Classified - Internal  
Cooper Lighting Solutions Photometric Lab  
1121 Highway 74 South  
Peachtree City, GA 30269

Scaled Data Report



Signify Classified - Internal  
Cooper Lighting Solutions Photometric Lab  
1121 Highway 74 South  
Peachtree City, GA 30269

Scaled Data Report



Signify Classified - Internal  
Cooper Lighting Solutions Photometric Lab  
1121 Highway 74 South  
Peachtree City, GA 30269

Scaled Data Report



Signify Classified - Internal  
Cooper Lighting Solutions Photometric Lab  
1121 Highway 74 South  
Peachtree City, GA 30269

Scaled Data Report



--- HS    — SS

Signify Classified - Internal  
Cooper Lighting Solutions Photometric Lab  
1121 Highway 74 South  
Peachtree City, GA 30269

Scaled Data Report



u

Signify Classified - Internal  
Cooper Lighting Solutions Photometric Lab  
1121 Highway 74 South  
Peachtree City, GA 30269

Scaled Data Report



Signify Classified - Internal  
Cooper Lighting Solutions Photometric Lab  
1121 Highway 74 South  
Peachtree City, GA 30269

Scaled Data Report



(END OF REPORT)